













-  Indicative primary pedestrian, cycle and vehicle connection
-  Indicative secondary pedestrian, cycle and vehicle connection
-  Existing access
-  Large Lot Residential Zone
-  220kV transmission line
-  Existing drain
-  Indicative stormwater reserve / local reserve
-  Indicative pedestrian and cycle linkage
-  Landscape treatment (see Urban Design Assessment)
-  10m road and GRZ setback
-  12m No Build Area


0m 200m